



Early College Experience Post high School Graduation Survey

2014-15

Executive Summary

NWACC Post High School Graduation Survey

2014-2015

Respondent demographic generally reflects the demographics of program participants although a higher member of females responded. The overall response rate of the survey was 13%. A total of 767 surveys were mailed out to students. We received back 97 surveys.

Colleges

- The majority of respondents attended Arkansas Colleges and universities after high school graduation with the most student attending University of Arkansas, Fayetteville or Northwest Arkansas Community College.
- 48% of the survey respondents indicate their highest education goal is to earn a Bachelor's degree.
- Only 26% of respondents qualified for Pell grants, reflecting the high socioeconomic level of student's participating in the ECE program.
- 60% of the respondents stated the ECE courses were as challenging as courses taken at their current college or university.
- 82% Agreed or strongly agreed that ECE classes help them be better prepared academically for college.
- 76% were more confident in their ability to succeed in college.

Classes

The majority of respondents took English and Mathematics classes while in the ECE program. This reflects the enrollment patterns of current students.

Transfers

- 95% of the respondents tried to transfer their ECE credit.
- 94% did successfully transfer their credit.
 - 41% Credit toward degree completion
 - 27% Enrolled in advanced courses
 - 31% Exempt from required courses


Area Schools Represented in this Survey

Responses	Number
Ambassadors for Christ Academy	1
Bentonville	14
Farmington	4
Fayetteville	3
Gentry	2
Gravette	2
Greenland	2
Harber	6
Heritage	14
Lifeway Christian	4
Pea Ridge	1
Rogers	16
Shiloh Christian	10
Siloam Springs	13
Springdale	3
West Fork	2
Grand Total	97

Gender of Respondents	Number
Female	68
Male	29
Grand Total	97

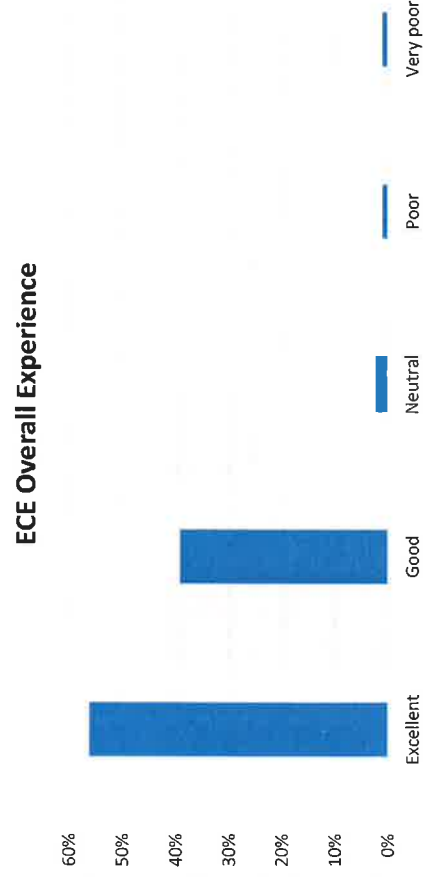
I consider myself Hispanic or Latino	Number
NO	87
YES	8
Grand Total	95

Race	Number
American Indian/Alaskan Native	1
Asian	3
Decline response	3
White	87
Grand Total	94

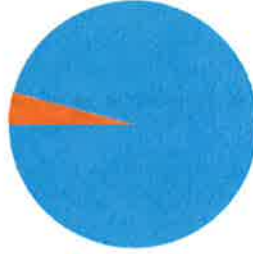


How would you rate your overall experience?

Responses	Percent
Excellent	56%
Good	39%
Neutral	2%
Poor	1%
Very poor	1%
Grand Total	100%



Would You Recommend ECE?



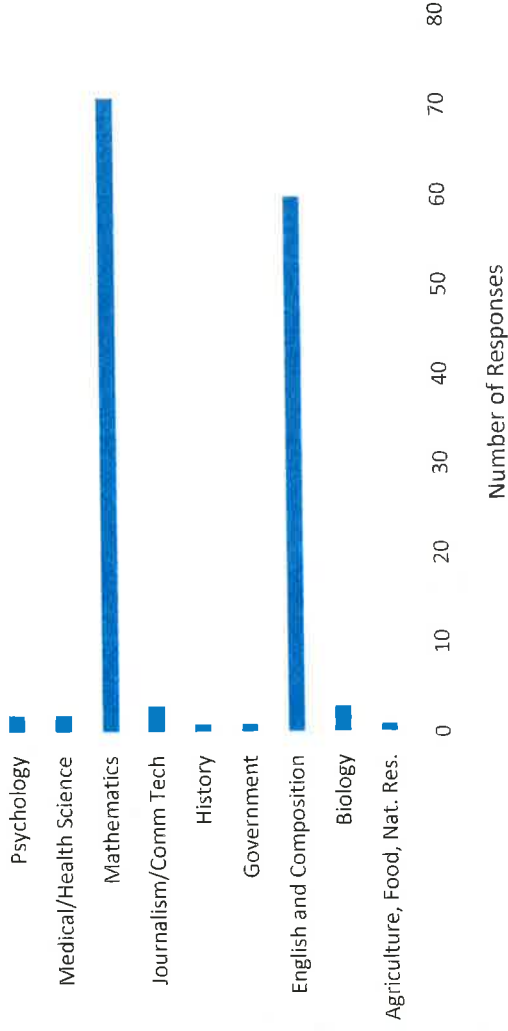
■ No
■ Yes

Responses	Number
No	4.17%
Yes	95.83%
Grand Total	100.00%

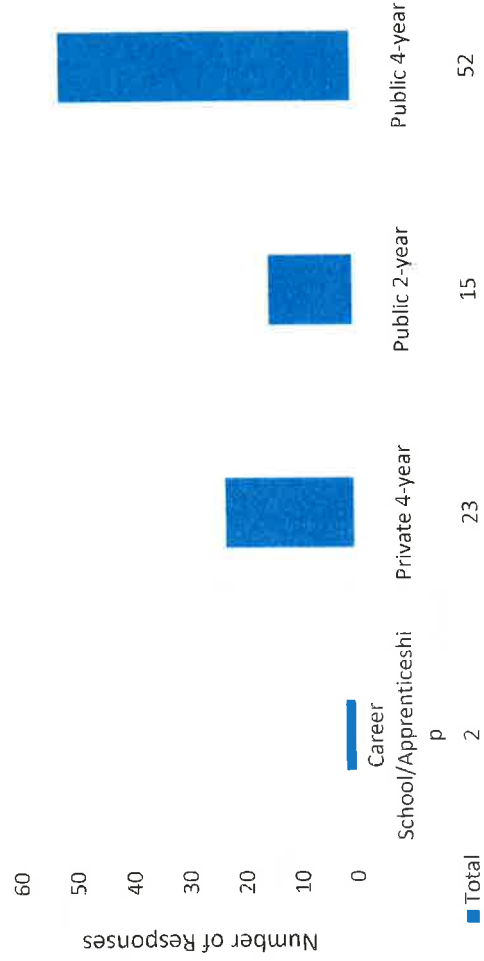
I took Early College Experience courses in the following disciplines.

Disciplines

Course Subject	Number of Responses
Agriculture, Food, Nat. Res.	1
Biology	3
English and Composition	60
Government	1
History	1
Journalism/Comm Tech	3
Mathematics	71
Medical/Health Science	2
Psychology	2



I am continuing my education in what type of institution?



What is your highest Educational Goal?

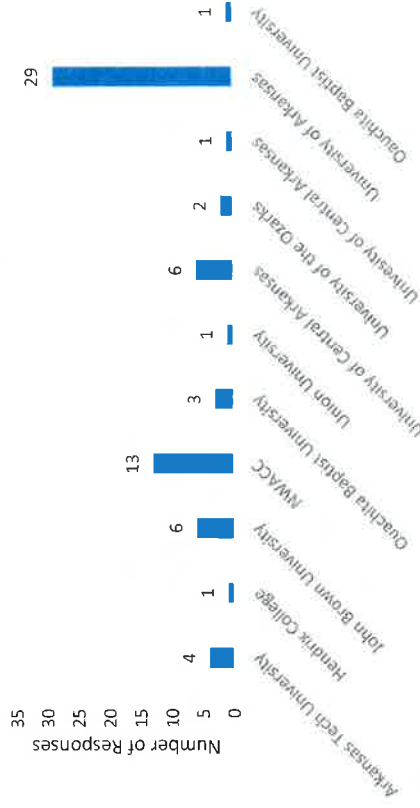
Response	Number
Bachelor's Degree	46
Graduate Degree	49
High School Diploma	1
Grand Total	96

I am currently enrolled in postsecondary course work at:

In State (Arkansas)	Number
Arkansas Tech University	4
Hendrix College	1
John Brown University	6
NWACC	13
Ouachita Baptist University	3
Union University	1
University of Central Arkansas	6
University of the Ozarks	2
University of Central Arkansas	1
University of Arkansas	29
Ouachita Baptist University	1
Grand Total	67

Out of State Responses	Number
Boyce College	1
Bradley University	1
College of the Ozarks	1
Maryville College	1
Mississippi State University	1
Missouri Southern State University	1
Missouri State University	2
Oklahoma Baptist University	1
Oklahoma Christian University	1
Oklahoma State	1
Oral Roberts University	1
Pittsburg State University	1
Texas A&M University	1
William Jewell College	1
Grand Total	15

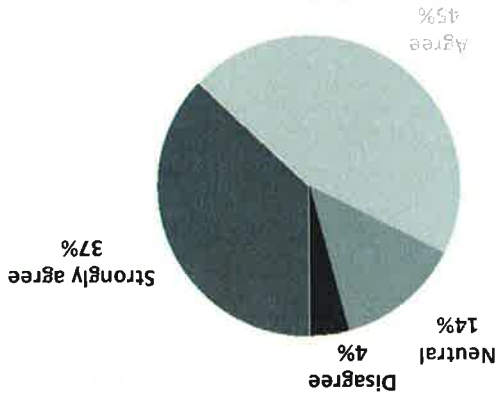
Enrolled in Arkansas Colleges



Of those currently not in school, 2 students reported they are currently employed.

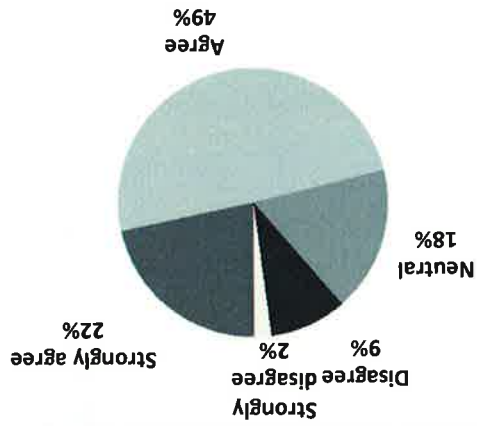
By taking Early College Experience courses, I:

Was better prepared academically for college



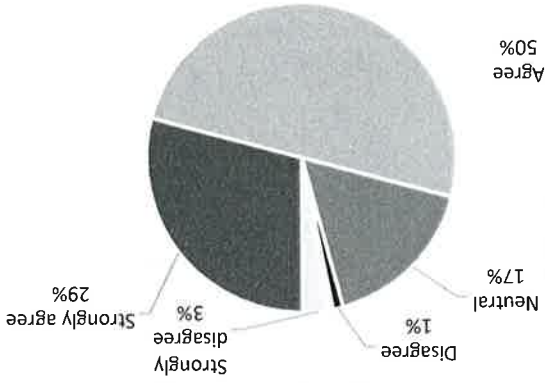
Response	Number
Strongly agree	36
Agree	44
Neutral	13
Disagree	4
Strongly disagree	0
Grand Total	97

Developed more realistic expectations about college



Response	Number
Strongly agree	21
Agree	48
Neutral	17
Disagree	9
Strongly disagree	2
Grand Total	97


Was more confident about my ability to succeed in college



Response	Number
Strongly agree	28
Agree	48
Neutral	16
Disagree	1
Strongly disagree	3
Grand Total	96

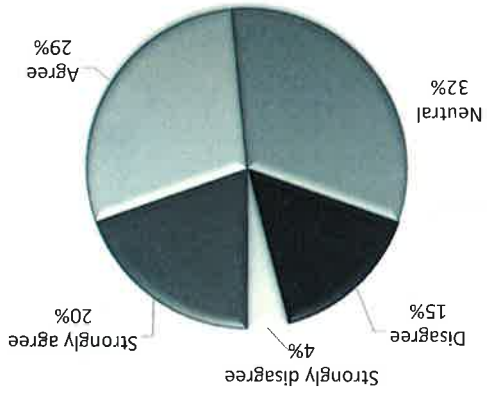
Considered, for the first time, enrolling in college

Response	Number
Strongly agree	7
Agree	3
Neutral	21
Disagree	20
Strongly disagree	46
Grand Total	97



Improved my study skills

Response	Number
Strongly agree	19
Agree	28
Neutral	31
Disagree	15
Strongly disagree	4
Grand Total	97



Improved my time management skills

Response	Number
Strongly agree	22
Agree	33
Neutral	28
Disagree	11
Strongly disagree	3
Grand Total	97

