



High School Survey – Spring 2010

A survey of Early College Experience participants was conducted during the month of April, 2010. Based on Spring 2010 enrollment, **603** surveys were **distributed** to and collected from each participating high school through guiding counselors. A total of **547** surveys were **collected**. This represents 91% response rate.

The survey consisted of 8 questions. Questions 1-6 were multiple choice and Questions 7-8 were open ended questions.

Question 1: As an Early College student I feel that these classes have...

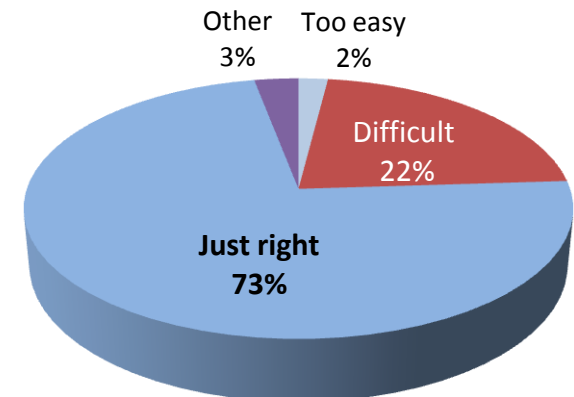
- a. Lacked academic rigor – been too easy
- b. Been more difficult than I thought they would be
- c. Been at just the right level of difficulty
- d. Other

Responses

10 = 2%
 121 = 22%
 397 = 73%
 19 = 3%

Other:

- Been more difficult, yet achievable
- Class time was not challenging but grading was difficult
- It seems as though the class is more difficult than the NWACC version
- Helped me get a good head start to school
- Have been irregular in their difficulty
- Been very time consuming, otherwise fairly easy
- AP US is difficult but the others are easy (Comp I and II)
- Depending on lesson, it has been either extremely difficult or just right
- Difficult at times, somewhat of a challenge



High School Survey - 2010

Question 2: Being in the Early College program has...

- a. Had no effect on my post high school decision to attend or not attend college
- b. Made me consider attending college
- c. Turned me off to the idea of attending college
- d. Other

Responses

443 = 81%

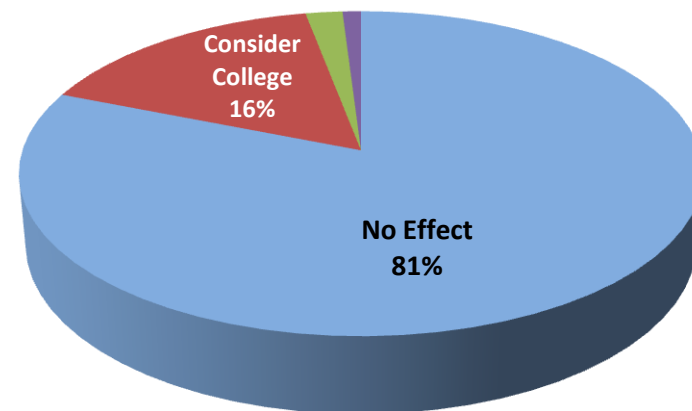
40 = 7%

9 = 2%

55 = 10%

Other:

- Encouraged me to attend college
- Made me feel more confident in my ability to succeed in college
- Made me more prepared for college
- Made me want to take a break (semester off) before going to college
- Better prepared me for the reality of the classes
- Helped get introductory classes out of the way
- Made college seem more realistic
- Helped me decide what to study in college
- I already knew I was going to college but this just better prepared me
- Enforced my decision to attend college by giving me credit
- It makes going to college much easier of an idea
- Made me realize college isn't a 'scary thing'.



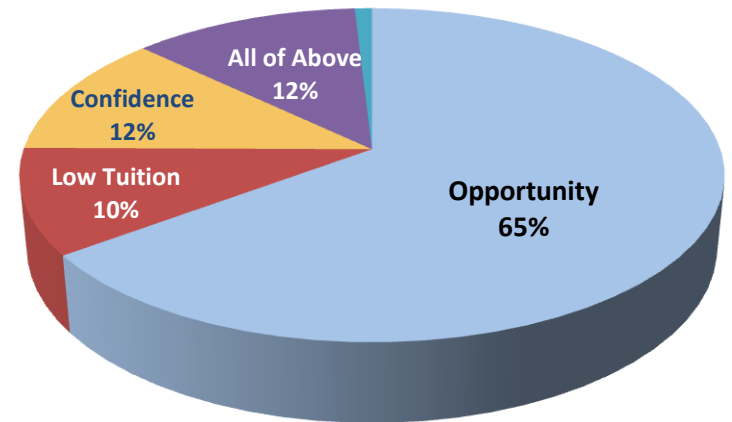
High School Survey - 2010

Question 3: The most important feature of the Early College program is...

	Responses
a. The opportunities it gives high school students to earn college credit	355 = 65%
b. The low tuition it charges for college coursework	56 = 10%
c. The confidence I have gained from doing college level work	65 = 12%
d. All of the above	66 = 12%
e. Other	5 = 1%

Other:

- A and B (15)
- A and C (5)
- The opportunity to get college credit and confidence of doing college level work
- Having a college level class with a college-level teacher in high school
- Challenging to prepare for college level work assignments
- Gaining skills that I will need in college, I am well prepared
- Preparation for the work load we will have in college



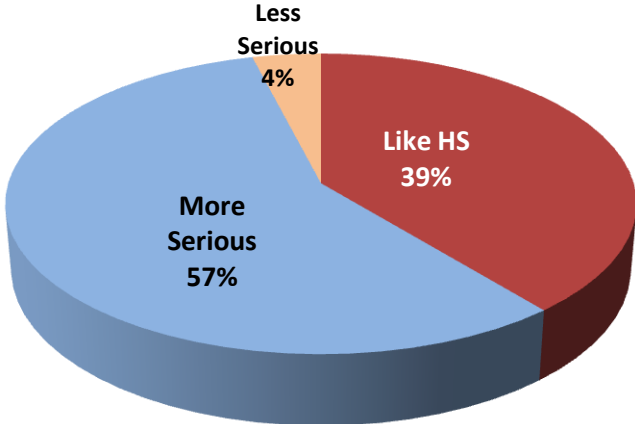
High School Survey - 2010

Question 4: The atmosphere of my Early College classes...

- a. Is just like my other high school classes
- b. Is more serious than my other classes
- c. Is less serious than my other classes

Responses

214 = 39%
311 = 57%
21 = 4%

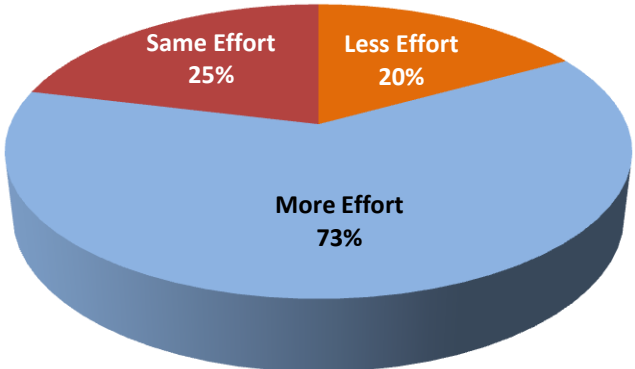


Question 5: My Early College class...

- a. Requires less effort from me than most of my other classes
- b. Has been more challenging than my other high school classes
- c. Requires about the same effort as my other classes

Responses

11 = 2%
397 = 73%
137 = 25%



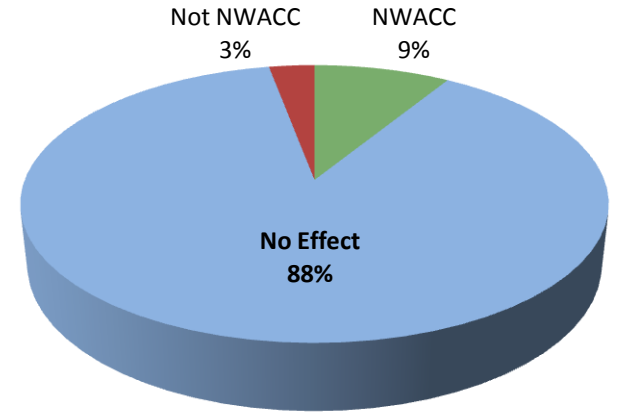
High School Survey - 2010

Question 6: Attending an NWACC Early College course...

- a. Has made me consider attending NWACC
- b. Has had no effect on my decision to attend a particular college
- c. Has turned me off to the idea of attending NWACC

Responses

48 = 9%
479 = 88%
16 = 3%

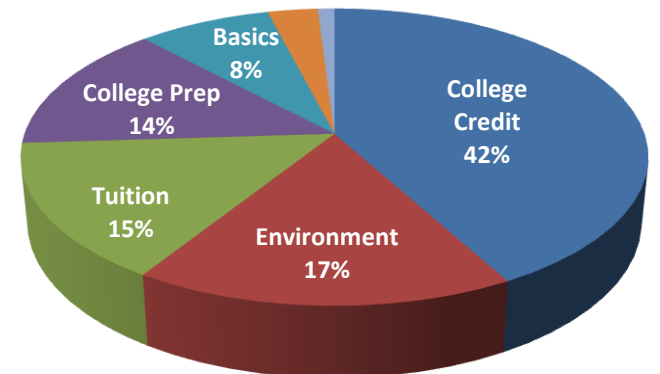


Question 7: The best things about the Early College program are...

- a. Earning college credit while in high school
- b. Experiencing college in a friendly high school environment
- c. Lower tuition costs
- d. Getting academically prepared for college
- e. Getting 'basics' out of the way
- f. Extra help from teachers
- g. Challenging work that is not overwhelming

Responses

332 = 42%
138 = 17%
119 = 15%
111 = 14%
61 = 8%
22 = 3%
10 = 1%



High School Survey - 2010

Question 8: The Early College program can improve by... (389 responses)

Responses were divided into four main categories: **Program, Course, Subject, and Instructor**

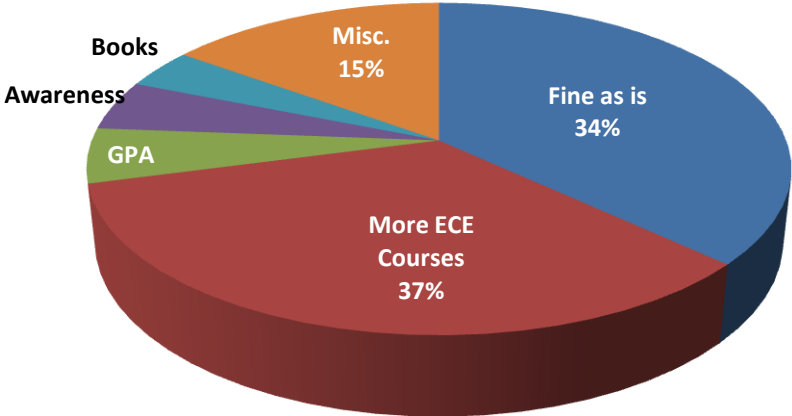
Program feedback:

- a. Offering more ECE courses
- b. It's fine the way it is
- c. Providing required books. Not requiring students to purchase so many books
- d. Letting more people know about the benefits. Getting the word out
- e. Providing weighted grades and 5.0 GPA to make up for harder courses
- f. Miscellaneous

206 responses

- 76 = 37%
- 70 = 34%
- 11 = 5%
- 10 = 5%
- 8 = 4%
- 31 = 15%

- Miscellaneous:**
- Lowering tuition
 - Offering more teachers
 - Offering study skills
 - Getting better Elmos
 - Giving students an ID card
 - Scheduling around high school finals
 - Having easier access to NWACC website applications
 - Having high expectations from the teachers



High School Survey - 2010

Question 8: Continued...

Course Feedback:

- a. Less homework and worksheets. Slow down for better understanding
- b. More one-on-one time, tutoring, advising
- c. Making it feel more like college, more challenging, more serious
- d. More class time to do work
- e. Miscellaneous

122 responses

29 = 24%

20 = 16%

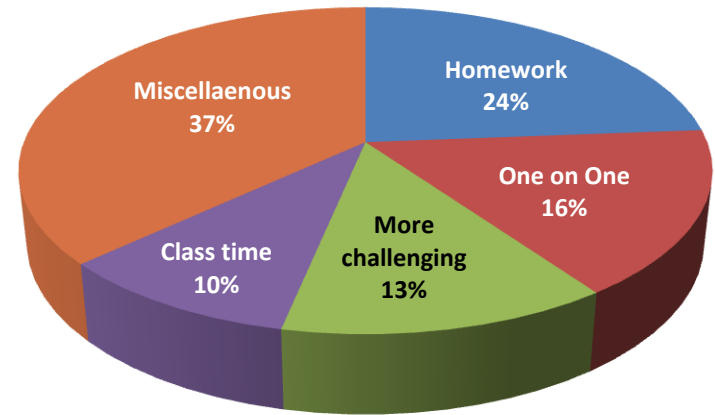
16 = 16%

12 = 10%

45 = 37%

Miscellaneous:

- More flexibility for make-up tests
- Explaining Internet resources better
- Having NO final exam
- Starting classes at an earlier age with students in high school
- Getting through all the material
- Having a visiting teacher (for CIV courses)
- More teaching to the actual curriculum and less self-teaching
- Doing work that feels useful
- Work ethic and time management skills



High School Survey - 2010

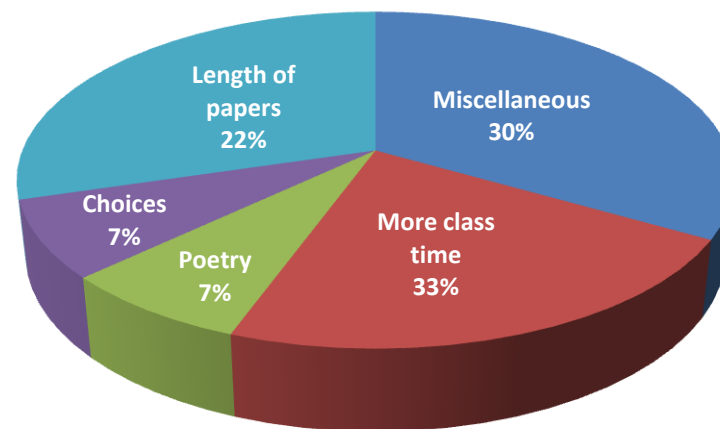
Question 8: Continued...

Subject feedback:

- | | |
|---|---------|
| a. Allowing more class time to prepare for papers and better feedback | 9 = 33% |
| b. Gradually progressing the length of the papers so that end of course paper is less difficult | 6 = 22% |
| c. Letting students choose what to write about | 2 = 7% |
| d. Spending more time in poetry | 2 = 7% |
| e. Miscellaneous | 8 = 30% |

Miscellaneous:

- Getting more critiques by college professors
- Advise how to improve our work
- Having more modern-day reads
- Not requiring so many research essays
- Spending more time on the novels for better understanding
- Taking extra time to explain papers
- Step by step on how to put papers together
- Writing less papers and focus more on improving writing skills
- Writing more essays that students can relate to



High School Survey - 2010

Question 8: Continued...

Instructor feedback

- + Paying teachers more! (2)
- + (*Instructor*) did a great job preparing me for college and teaching me the material
- + (*Instructor*) has done superb job!
- + Hiring more teachers as good as (*instructor*)
- + Not ever getting a new teacher. (*Instructor*) is amazing!
- + (*Instructor*) grades hard, expects much, gives advice, helps you out when you need it and (*instructor*) is Great!
- + Making sure teachers are as good as (*instructor*)
- + Keeping (*instructor*) as the English teacher
- + More Banjo!
- + Banjo Fridays!

- Choosing a better teacher to teach the program (3)
- The instructor taking more time to teach the subject (2)
- Being more organized. Having better notes to give students
- Using different teaching methods
- Slowing down the math courses. It was a shock to be slammed with the crazy schedule
- Allowing student to express their views without being criticized or discriminated against
- Listening and being more considerate of the kids
- Focusing on the students and not getting off subject so much
- Having (*instructor*) explain more about what we need to learn and teach us more. I got nothing of it.
- Being more selective with whom they choose to take that class. There should be more classroom discipline
- Having more discipline in the classroom
- Having more than one grader. (*Instructor*) tends to be bias on her grading based on the style she prefers.
- Having most of the grade based on writing papers.
- Firing (*instructor*)
- Having instructors like (*instructor*) stay on topic more often

High School Survey - 2010

1) As an Early College student, I felt that the Step Ahead classes have...

	2006	2007	2008	2010
a) lacked academic rigor	5.15%	3.87%	2.79%	1.80%
b) been more difficult	14.43%	17.43%	15.48%	22.10%
c) been just right	76.55%	76.51%	78.00%	72.60%
c) other	0.52%	1.94%	2.53%	3.50%

2) Being in the Early College program has...

a) had no effect on my post high school decision to attend or not to attend college	68.85%	73.37%	77.00%	81.00%
b) made me consider attending college	13.14%	10.90%	10.40%	7.30%
c) turned me off to the idea of attending college	0.77%	1.21%	1.26%	1.60%
d) other	16.24%	14.29%	11.00%	10.10%

3) The most important feature of Early College is...

a) the opportunities it gives high school students to earn college credit	68.04%	64.41%	79.70%	64.90%
b) the low tuition it charges for college coursework	9.02%	11.86%	10.40%	10.20%
c) the confidence I have gained from doing college level work	13.14%	8.23%	7.86%	11.90%
d) other	3.61%	7.51%	7.86%	13.00%
e) multiple answers	5.93%	7.02%	6.10%	

4) The atmosphere of my Early College classes...

a) is just like my other high school classes	43.30%	43.34%	41.00%	39.10%
b) is more serious than my other classes	69.45%	47.70%	51.00%	56.90%
c) is less serious than my other classes	6.44%	7.75%	9.00%	3.80%

5) My Early College class...

a) requires less effort from me than most of my other classes	3.87%	4.84%	3.00%	2.00%
b) has been more challenging than my other high school classes	64.95%	69.25%	64.50%	72.60%
c) requires about the same effort as my other classes	30.93%	25.67%	30.46%	25.00%

6) Attending an NWACC Early College course...

a) has made me consider attending NWACC	12.37%	10.89%	8.00%	8.80%
b) has had no effect on my decision to attend a particular college	86.08%	84.00%	86.00%	87.60%
c) has turned me off to the idea of attending NWACC	1.29%	4.60%	4.00%	2.90%